

BUREAU VERITAS
Certification



Certification

Awarded to

Aalborg Portland A/S Aalborg, Denmark

Bureau Veritas Certification certify that the Environment Product Declaration and the LCA report for the below stated product has been audited and found to be in accordance with the product category rules and the General programme Instructions 2.5

Product category rules

EN 15804
PCR 2010:09, UN CPC 3744 CEMENT, v. 2.1

Scope of supply

AALBORG WHITE®
cement CEM I 52.5 R – SR5 (EA)

Geographic scope of EPD: Global

Original Approval Date: 8 March 2018

Subject to the continued satisfactory validity of the Environment Product Declaration, this certificate is valid until: **7 March 2023**

To check this certificate validity please call +46 31 60 65 00

Further clarifications regarding the scope of this certificate and the applicability of the environment product declaration may be obtained by consulting the organisation

Christos Skodras, Technical Manager, Bureau Veritas Certification Sverige AB

Date: 13 April 2021

Certificate Number: SE005807-2

Bureau Veritas Certification Sverige AB, Fabriksgratan 13, 412 50 GÖTTEBORG, Sverige



Akkred. nr. 1236
Produktcertifiering
ISO/IEC 17065

Electronic copy only

Environmental Product Declaration



In accordance with ISO 14025 for:

AALBORG WHITE® cement CEM I 52.5 R – SR5 (EA)
Aalborg Portland A/S

Programme:	The International EPD® System www.environdec.com
Programme operator:	EPD International AB
EPD registration number:	S-P-01276
Issue date:	2018-04-16
Validity date:	2023-03-07 <i>An EPD should provide current information, and may be updated if conditions change. The stated validity is therefore subject to the continued registration and publication at www.environdec.com.</i>
Revision date:	-
Geographical scope:	<i>Global</i>



Owner of the declaration

Aalborg Portland A/S
 Contact person: Jesper Sand Damtoft
 Phone: +45 99 33 77 34
 e-mail: jesper.damtoft@aalborgportland.com

Manufacturer

Aalborg Portland A/S
 Rørdalsvej 44, 9220 Aalborg
 Phone: +45 98 16 77 77
 e-mail: cement@aalborgportland.dk

Place of production

Aalborg, Denmark

International Standard Industrial Classification

2394 - Manufacture of cement, lime and plaster

The white Portland cement product covered by this EPD is produced at Aalborg Portland A/S, founded in 1889 and located in the Northern part of the Jutland region of Denmark. Aalborg Portland A/S is the only Portland cement producer in Denmark. The production of cement relies on a semi-dry process, where the limestone is extracted below sea level.

Product

Product description

AALBORG WHITE is a white Portland cement with a rapid hardening and a high early strength (2 days) and standard strength (28 days). It is produced with extremely pure limestone and fine-ground sand. AALBORG WHITE cement is often used in white or coloured dry mix for exterior walls. This gives a vivid façade surface that protects the masonry and satisfies the aesthetic sense of the observer.

AALBORG WHITE cement is also used in concrete for panels, balconies, cornices, ornaments, paving stones, sculptures, in terrazzo, for swimming pools and in light mortar. The light-reflecting properties of AALBORG WHITE cement provide with additional safety when you produce kerbs, road-markings, medium barriers, tunnel linings and tunnel ramps.

Technical data

1000 kg cement (CEM I 52.5 R – SR5 (EA))

Essential characteristics	Performance	Harmonised technical specification
Main constituents and composition	Portland cement clinker: 95-100% Minor additional constituents: 0-5%	EN 197-1:2011
Compressive strength		
- 2 days	> 30,0 MPa	
- 28 days	> 52.5 MPa	
Initial setting time	> 45 min	
Insoluble residue	< 5%	
Loos on ignition	< 5%	
Soundness		
- Expansion	< 10 mm	
- SO ₃ content	< 3.5%	
C ₃ A	< 5%	
Chloride content	< 0.1%	

Declarations of performance and other technical information can be downloaded from https://www.aalborgportland.dk/media/pdf_filer/9806-01-dop-en.pdf

Market

Norway/Europe

Material Safety Data Sheet

Available online at:

http://www.aalborgportland.dk/media/pdf_filer/portlandcementer_sds_gb_12_20_2016_2.1.pdf

Product specification

Materials	kg/1,000 kg cement	%
Chalk	1330	84
Sand	153	10
Gypsum	48	3
Other primary materials	43	3
Other secondary materials	<1	<1

Life Cycle Assessment: calculation rules

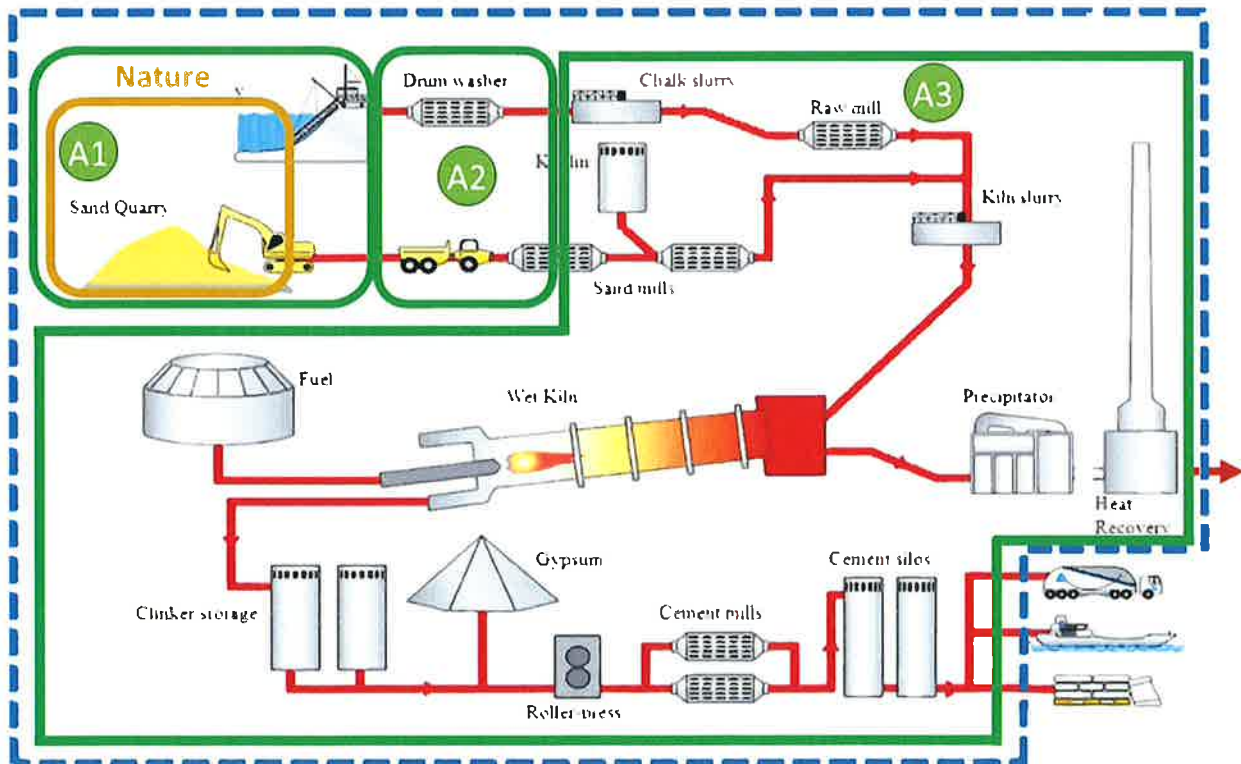
Declared unit

1000 kg Aalborg
WHITE® cement

System boundary

The overall system boundaries include extraction and transportation of raw materials as well as all manufacturing processes (cradle-to-gate). They also include the joint-production and export of excess heat. The scope of analysis ends with the cement being ready for dispatch. The flow diagram below shows the supply and manufacture processes as well as the A1-A3 modules definitions.

System boundaries



Process description

Portland cement is made by heating, in a cement kiln, a mixture of raw materials (mainly limestone or chalk) to a calcining temperature of above 600°C and then a fusion temperature, which is about 1,450°C to sinter the materials into clinker. To achieve the desired setting qualities in the finished product, a quantity of gypsum or anhydrite is added to the clinker and the mixture is finely ground to form the finished cement powder.

Cut-off criteria

The cut-off criteria adopted is the following: energy or material flows inferior to 1% of the sum of the mass or energy of the inputs are disregarded. Despite that cut-off criteria, all major raw materials and all the essential energy flows are included.

The 1% cut-off rule does not apply for hazardous materials and substances: as such, all flows that have an environmental significance are included. Also, all solid waste emissions, including those that weight less than 1% of the sum of the mass of the inputs, are reported in the end-results.

The only noticeable inputs that have been omitted are:

- the water consumption at the raw meal preparation level: it is not a net uptake of water from the freshwater network.
- the packaging bags and wood pallets for transport: the relational context of this EPD is business-to-business, where the entirety of the cement volume is transported in bulk.

Allocation

The white Portland cement production is jointly supplying heat to the local district heat system. An allocation based on recovered energy is performed to preserve physical and energy relations as the local price for heat is not market-regulated. Should an economic-based allocation be performed, the environmental indicators of this EPD would be on average 18% higher. Should an economic-based allocation be performed with EU market price for heat, the environmental indicators of this EPD would be on average 11% lower.

The allocation of co-products used in the cement production process is made in accordance with the provisions of EN 15804. It is either based on physical properties (energy or mass) when the difference in economic return between co-products is small, or on their economic values otherwise.

For End-Of-Life waste used in the product system, the End-Of-Waste state starts with any necessary conditioning and preparation processes of the material to be suitable for reuse, as well as its supply.

Data sources

Data concerning first level transforming activities (cement factory – A3 module) have been obtained directly from the cement producer for the year 2015.

Background processes, e.g. electricity generation, have been sourced from statistics provided, among others, by the Danish Ministry of Energy, for the year 2015. The Danish electricity supply mix statistics can be found here [Energistyrelsen, 2018]. Also, the preparation of certain fuels has been approximated from scientific literature with a publication date within 5 years of the year 2015. Additional background processes have been modelled with the use of ecoinvent v.3.2 LCI database, with a time validity span that covers the year 2015.

Data quality

Considering that company-specific and externally-verified data is used to characterize:

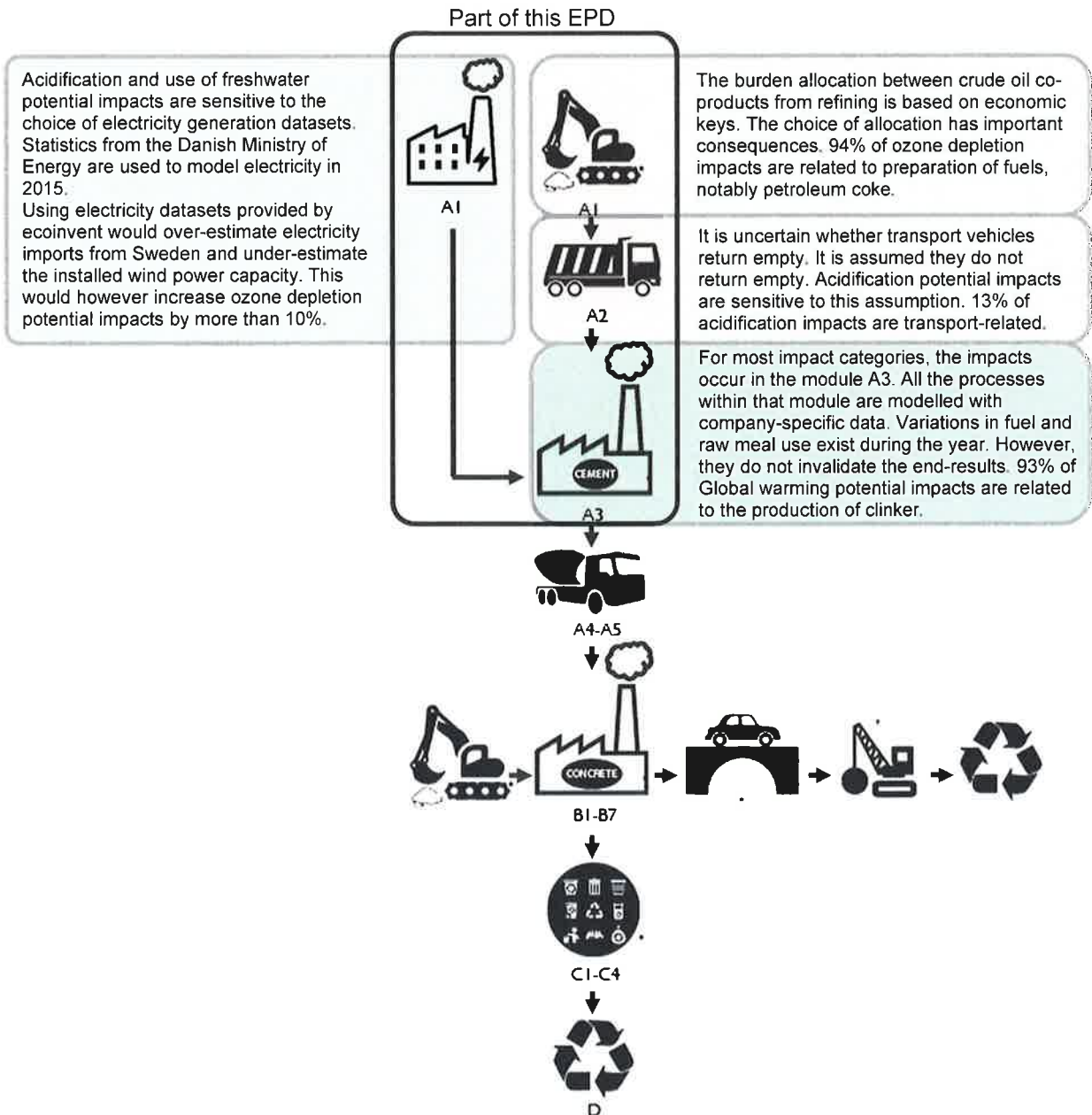
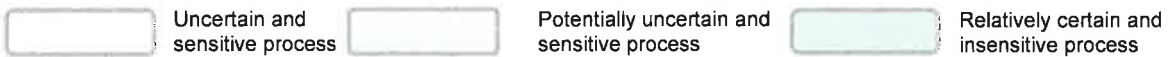
- 93% of the climate-related impacts,
- 94% of the fossil energy use,
- 94% of ozone depletion-related impacts,
- 85% of abiotic elements depletion,
- and 72% of acidification-related impacts,

the quality of the environmental indicators presented in this declaration is deemed **very high**.

Follow up

Every year company-specific and externally-verified data is used to update the A3 module of the underlying LCA model.

An internal follow-up procedure ensures that this EPD is updated should any of the environmental indicators presented below increase by more than 10%.



Content declaration

The declaration only considers cradle-to-gate environmental impacts, including modules A1-A3 as required in EN 15804.

Product stage			Assembly stage			Use stage						End of life stage				Beyond the system boundaries	
Raw materials	Transport	Manufacturing	Transport	Assembly	Use	Maintenance	Repair	Replacement	Refurbishment	Operational energy use	Operational water use	De-construction	demolition	Transport	Waste processing	Disposal	Reuse-Recovery-Recycling-potential
A1	A2	A3	A4	A5	B1	B2	B3	B4	B5	B6	B7	C1	C2	C3	C4		D
X	X	X	MND	MND	MND	MND	MND	MND	MND	MND	MND	MND	MND	MND	MND	MND	MND

Environmental performance

Use of resources

Parameter	Unit	A1	A2	A3	A1-A3
Renewable primary energy resources used as energy carrier	MJ	3.17E+02	0.00E+00	0.00E+00	3.17E+02
Renewable primary energy resources used as raw materials	MJ	0.00E+00	0.00E+00	0.00E+00	0.00E+00
Total renewable primary energy resources	MJ	3.17E+02	0.00E+00	0.00E+00	3.17E+02
Non-renewable primary energy resources	MJ	7.33E+03	0.00E+00	0.00E+00	7.33E+03
Non-renewable primary energy resources used as raw materials	MJ	0.00E+00	0.00E+00	0.00E+00	0.00E+00
Total non-renewable primary energy resources	MJ	7.33E+03	0.00E+00	0.00E+00	7.33E+03
Use of secondary materials	kg	1.33E+01	0.00E+00	1.04E+01	2.36E+01
Use of renewable secondary fuels	MJ	1.62E+02	0.00E+00	0.00E+00	1.62E+02
Use of non-renewable secondary fuels	MJ	9.14E+00	0.00E+00	0.00E+00	9.14E+00
Use of net freshwater	m ³	2.40E+00	0.00E+00	0.00E+00	2.40E+00

End of life - Waste

Parameter	Unit	A1	A2	A3	A1-A3
Hazardous waste	kg	0.00E+00	0.00E+00	2.00E-02	2.00E-02

Non-hazardous waste	kg	0.00E+00	0.00E+00	2.40E+00	2.40E+00
Dust (total dust and particulates)	kg	1.27E-01	0.00E+00	4.01E-02	1.67E-01
Radioactive waste disposed	kg	4.68E-08	0.00E+00	0.00E+00	4.68E-08
Total radioactive waste disposed	Kg	5.88E-06	0.00E+00	0.00E+00	5.88E-06

End of life – Output flows

Parameter	Unit	A1	A2	A3	A1- A3
Components for reuse	kg	0.00E+00	0.00E+00	0.00E+00	0.00E+00
Materials for recycling	kg	0.00E+00	0.00E+00	1.30E+00	1.30E+00
Materials for energy recovery	kg	0.00E+00	0.00E+00	6.00E-01	6.00E-01
Exported electric energy	MJ	0.00E+00	0.00E+00	0.00E+00	0.00E+00
Exported thermal energy	MJ	0.00E+00	0.00E+00	0.00E+00	0.00E+00

Potential environmental impacts

CML 2001 (Centre of Environmental Science of Leiden University) impact assessment characterization factors Baseline methods pack is used to quantify the potential environmental impacts following the realization of the declared unit. The version 4.4 is used, last updated in April 2015. The pack includes the assessment and indicators regarding the impacts listed in the table below. It gathers the mandatory environmental indicators specified by EN 15804.

Impact category subgroup	Mechanism	Model source	Geographical and temporal span
Global warming potential	Positive gas contribution to Earth's radiative forcing.	Intergovernmental Panel for Climate Change, 2013	Global scale, 100 years
Ozone depletion potential	Models the depletion of ozone in the stratospheric layer by emissions of reactive gases.	World Meteorological Organization (WMO)	Continental scale, infinity
Formation potential of tropospheric photochemical oxidants	Formation of reactive substances (mainly ozone) which are injurious to human health and ecosystems and which also may damage crops.	UNECE Trajectory model	Continental scale, 5 days
Acidification potential	Describes the fate and deposition of acidifying substances.	RAINS 10, International Institute for Applied Systems Analysis	Global scale, infinity
Eutrophication potential	Includes all impacts due to excessive levels of macronutrients in the environment caused by emissions of nutrients to air, water and soil.	Based on the stoichiometric procedure of Heijungs, 1992	Continental scale, infinity
Abiotic depletion potential for non-fossil resources	Determined for each extraction of minerals based on concentration reserves and rate of de-accumulation.	University of Leiden, 2001	Global scale, infinity

Abiotic depletion potential for fossil resources	Determined for each extraction of fossil fuels based on concentration reserves and rate of de-accumulation.	University of Leiden, 2002	Global scale, infinity
Carbon dioxide, biogenic	Release of carbon dioxide of biogenic origin (i.e. biomass).	n/a	n/a

Parameter	Unit	A1	A2	A3	A1- A3
Global warming potential	kg CO ₂ -eqv	6.52E+01	1.44E+01	1.02E+03	1.10E+03
Ozone depletion potential	kg CFC11-eqv	2.56E-05	3.23E-07	0.00E+00	2.59E-05
Formation potential of tropospheric photochemical oxidants	kg C ₂ H ₄ -eqv	1.96E-02	1.16E-02	7.08E-02	1.02E-01
Acidification potential	kg SO ₂ -eqv	3.46E-01	3.37E-01	1.79E+00	2.52E+00
Eutrophication potential	kg PO ₄ ³⁻ -eqv	7.60E-02	3.04E-02	1.75E-01	2.9E-01
Abiotic depletion potential for non-fossil resources	kg Sb-eqv	4.97E-04	0.00E+00	0.00E+00	5.00E-04
Abiotic depletion potential for fossil resources	MJ	7.33E+03	0.00E+00	0.00E+00	7.33E+03
Carbon dioxide, biogenic	kg of CO ₂	3.83E+00	0.00E+00	2.85E+01	3.24E+01

Changes from previous EPD

Relative changes to the previously published EPD (2013) for the year 2012, in terms of environmental impact indicators.

	Unit	2012	2015	Change
Global warming potential	kg CO ₂ -eqv	1.28E+03	1.10E+03	-14%
Ozone depletion potential	kg CFC11-eqv	2.80E-07	2.59E-05	+9150%
Formation potential of tropospheric photochemical oxidants	kg C ₂ H ₄ -eqv	1.90E-01	1.02E-01	-46%
Acidification potential	kg SO ₂ -eqv	2.65E+00	2.52E+00	-5%
Eutrophication potential	kg PO ₄ ³⁻ -eqv	2.80E-01	2.90E-01	+4%
Abiotic depletion potential for non-fossil resources	kg Sb-eqv	8.40E-04	5.00E-04	-40%
Abiotic depletion potential for fossil resources	MJ	7.04E+03	7.33E+03	+4%

The previous EPD for Aalborg WHITE, published in 2013, had 2012 as the reference production year. It has been conducted with the GABI inventory database. The present EPD relies on the ecoinvent inventory database for the modelling of background processes (essentially, A1-A2 modules).

While this may partly explain changes in the values of environmental impacts whose contribution is dominated by background processes (e.g. ozone depletion potential, acidification potential), it should be underlined that through the optimization of the white clinker production process, the amount of raw mill consumed has decreased by 3%. Additionally, the use of biogenic fuels has increased by 23%. Finally, a better formulation of Aalborg WHITE allowed to reduce the clinker content in the cement by 1%.

Additional information

Aalborg Portland maintains and develops a process management system that includes external environment, energy and CO₂. The system is certified according to ISO 14001, ISO 50001 and the Danish Energy Agency's additional requirements, as well as registered under the EMAS Regulation.

The excess heat recovery unit that operates together with the production of white clinker supplies over 1,1 million GJ of heat to the district heat system of the Municipality of Aalborg (Denmark). This represents almost one fifth of the local heat demand. This amount is 20% larger than it was at the time of the previous EPD in 2012.

Dangerous substances

Aalborg Portland is conscious of the REACH directive and the impact of the REACH directive on which Aalborg Portland's business and products have been evaluated. Aalborg Portland certifies that it is not using any chemicals that fall under the REACH regulation.

However, Aalborg Portland continues to evaluate, research and review to fulfil the demands of the regulation, including the Candidate List of Substance of Very High Concern. See the certification letter from the link below.

http://www.aalborgportland.dk/media/pdf_filer/reach_erklaering_epd.pdf

Emissions of mercury in the air, although not reported in the present environment indicators, are constantly measured via sensors and kept under the limits set by the European environmental agency.

Finally, with the addition of ferrous sulphate in the cement, water-soluble chromate is transformed into a non-soluble state that does no longer lead to skin-related health issues.

Release to waters and soils

The EPD does not give information on release of dangerous substances to soil and water because the horizontal standards on measurement of release of regulated dangerous substances from construction products using harmonised test methods according to the provisions of the respective technical committees for European product standards are not available.

Indoor environment

The EPD does not give information on release of dangerous substances to indoor air because the horizontal standards on measurement of release of regulated dangerous substances from construction products using harmonised test methods according to the provisions of the respective technical committees for European product standards are not available.

Carbon footprint

The carbon footprint of the declared product has been carried out as part of this EPD and in compliance with ISO 14067. It refers to a **partial carbon footprint** with a cradle-to-gate scope. The indicator GWP100a is expressed in kg of CO₂-eq. and is calculated from the characterization factors of IPCC. It defines the carbon footprint of this product and is indicated in the Potential Environmental Impacts table under *Global warming potential*.

The release of carbon dioxide of biogenic origin is equally specified in the same table, under *Carbon dioxide, biogenic*.

Programme-related information and verification

Programme:	The International EPD® System EPD International AB Box 210 60 SE-100 31 Stockholm Sweden www.environdec.com
EPD registration number:	S-P-01276
Published:	2018-04-16
Valid until:	2023-03-07

Revision date:	-
Product Category Rules:	PCR 2010:09 Cement. Version 2.1
Product group classification:	UN CPC 3744
Reference year for data:	2015
Geographical scope:	Global

Product category rules (PCR): PCR 2010:09 Cement. Version 2.1. Publication date: 17-02-2014.
PCR review was conducted by: <i>The Technical Committee of the International EPD® System.</i>
Independent verification of the declaration and data, according to ISO 14025:2006: <input type="checkbox"/> EPD Process Certification (internal) <input checked="" type="checkbox"/> EPD Verification (external)
Third party verifier: <i>Bureau Veritas Sweden Fabriksgatan 13, 412 50 Göteborg</i>
Accredited by: SWEDAC <i>Approved by the International EPD System.</i>

Mandatory statements

The present EPD complies with the principles and methods described in the general Product Category Rule document for Type III Products Environmental Declaration for construction materials EN 15804:2012 + A1:2013. The applicability of the LCA results and its compliance to the guidelines of the PCR document EN 15804 are done so within the general principles and framework of ISO 14025:2006 for the production of Type III environmental declarations. The life cycle assessment modelling principles adopted are compliant with the ISO 14041-44 standard series. EPDs within the same product category but from different programmes may not be comparable. Also, EPD of construction products may not be comparable if they do not comply with the requirements of comparability set in EN 15804.

Contact information



EPD owner

Aalborg Portland A/S, Rørdalsvej 44, 9220 Aalborg
Contact: Jesper Sand Damtoft,
jesper.damtoft@aalborgportland.com



LCA author

Romain Sacchi, Sustainability Specialist, R&D, Quality and Technical Sales Support, Cementir Holding S.p.A,
romain.sacchi@aalborgportland.com



Programme operator

EPD International AB
info@environdec.com

EPD

BUREAU VERITAS
Certification



This product/service has a certified Environmental Product Declaration (EPD) giving information about the environmental performance, contents and recycling, which has been controlled and verified according to the requirements of the International EPD[®] System. Registration number: S-P-01276
More information is available at www.environdec.com.

References

- ecoinvent Version 3** Wernet, G., Bauer, C., Steubing, B., Reinhard, J., Moreno-Ruiz, E., and Weidema, B., 2016. The ecoinvent database version 3 (part I): overview and methodology. *The International Journal of Life Cycle Assessment*, [online] 21(9), pp.1218–1230.
- Energistyrelsen** Årlig energistatistik, 2018, <https://ens.dk/sites/ens.dk/files/Statistik/tabeller2016.xlsx>
- EN 15804:2012+A1:2013** Sustainability of construction works - Environmental product declaration - Core rules for the product category of construction products
General Programme Instructions of the International EPD® System. Version 3.0.
- ISO 14025:2010** Environmental labels and declarations - Type III environmental declarations - Principles and procedures
- ISO 14044:2006** Environmental management - Life cycle assessment - Requirements and guidelines
- ISO 14067:2014** ISO 14044:2006 Environmental management - Life cycle assessment - Requirements and guidelines
- ISO 21930:2007** Sustainability in building construction - Environmental declaration of building products
- Life Cycle Assessment report 2015 – Aalborg WHITE**, Sacchi R, Project report, November 2017
- UN CPC 3744 CEMENT** Cement Product Category Rule
(<http://environdec.com/en/PCR/Detail/?Pcr=5942>). Accessed in October 2016. Valid until May 2018.